

NO. RW/NH-34059/1/96-S&R

Dated, the 17th July, 1997

To,

The Chief Engineers of States/UT PWDs, (Dealing with National Highways and other Centrally Financed Schemes); Director General (Works), Central Public Works Department; Director General Border Roads; Chairman, National Highways Authority of India; Engineer-in-Chief, Municipal Corporation of Delhi.

Subject: Modified Interim Specifications for Expansion Joints - Addendum thereto

Please refer to Ministry's letter of even no. dated 31.3.97 forwarding therewith the Modified Interim Specifications for Expansion Joints. Following amendments in the above mentioned specifications may please be noted.

1.1. Section III - Compression Seal Joint

- (i) In para 2.4.2 (a), line 3, read 'Table 2 - Strip Seal Element Specifications' in place of 'Table 1'
- (ii) In Table 1, item (v), read '0.8Mpa' in place of '0.9Mpa'
- (iii) In para 4.8, line 2, read '+5' in place of '+50'

1.2. Section IV - Strip Seal Expansion Joint

- (i) Read the heading of Table on page 9 as 'Table 2 - Strip Seal Element Specifications' instead of 'Table 1 - Strip Seal Element Specifications'

1.3. Section V - Modular Strip/Box Seal Joint

- (i) Para 3.2 last line, read 'Table 2 - Strip Seal Element Specifications' in place of 'Table 1'

1.4. Annexure-II

- (i) Change the address of M/s. Sanfield (India) Pvt. Ltd. at S.No.3 as under:
M-62, Zone II, Maharana Pratap Nagar, Bhopal-462011
- (ii) Change the address of M/s. Z-Tech. Inc., at S.No.5 as under:
370, Lajeunesse West, St-Jerome (Quebec), Canada J7Y4E5
- (iii) Sl.No. 5 - Delete the following under 'Remarks' column:
 - (a) 'suitable for max. movement of 50 mm only'
 - (b) 'Max. opening of each module should be limited to 50 mm'
- (iv) Add below Sl. No.5 the following as Sl. No.6:

Sl. No.	Name and address of supplier	Name of Manufacturer/ Foreign Collaborator	Type of Expansion Joints	Details of Item to be imported from foreign Collaborator	Remarks
6.	Archana Structural Engineering (India) Pvt Ltd., 5, Zone-II, Maharana Pratap Nagar, Bhopal.-462 011	The D.S.Brown Co., P.O.Box No.158 300E, Cherry Street North Baltimore, Seal Ohio-45872-0158 U.S.A	(a) Strip Seal (b) Modular Strip (c) Compression Seal (Chloroprene Seal) (d) Asphaltic Plug	Edge Beam & Stop Seal All items Joint Seal & Adhesive-cum-Lubricant Binder	The joints will be installed under the supervision of principals. The D.S. Brown Co, USA, until it is certified by the Principals that M/s Archana Structural Engineering (India) Pvt. Ltd., has obtained requisite expertise in the installation of the joints.

1.5. Annexure- III

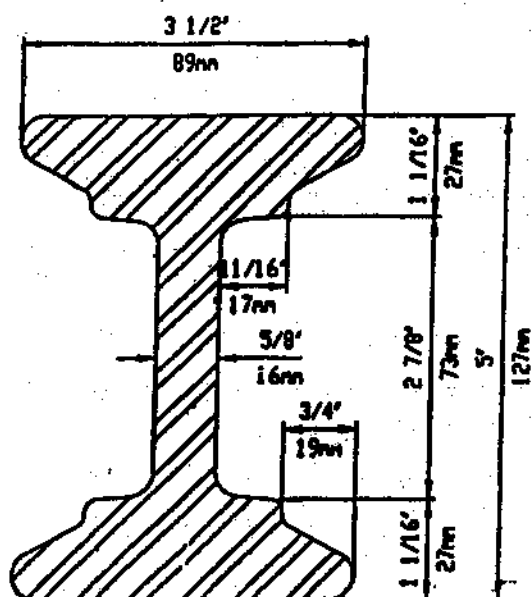
- (i) Sheet No. 4 of 6 - make the following changes in the dimensions of edge beam.
 - (a) Read the length and thickness of horizontal leg as 100 and 12 in place of 90 and 11 respectively.
 - (b) Read the dimensions of vertical leg as 95±2 and 75 in place of 110±2 and 90 respectively.
- ii) 2 sheets numbering 7 of 8 and 8 of 8 enclosed with this letter are added at the end of Annexure-III and the serial nos. of sheets 1 of 6 to 6 of 6 are changed as 1 of 8 to 6 of 8 respectively.

2. All other stipulations in this Ministry's Circular of even no. dated 31.3.1997 remain unchanged.

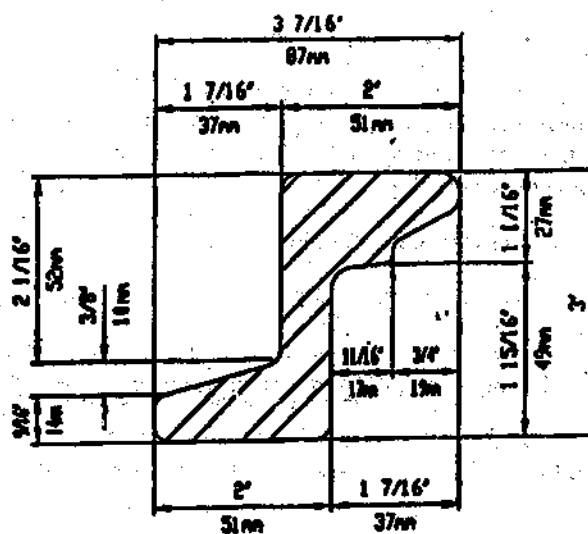
3. It is requested that the contents of this circular be brought to the notice of all officers in your department concerned with National Highways and other Centrally Sponsored Schemes.

[Enclosure to Ministry's Circular No.RW/NH-34059/1/96-S&R dated 17th July, 1997](8 of 8)

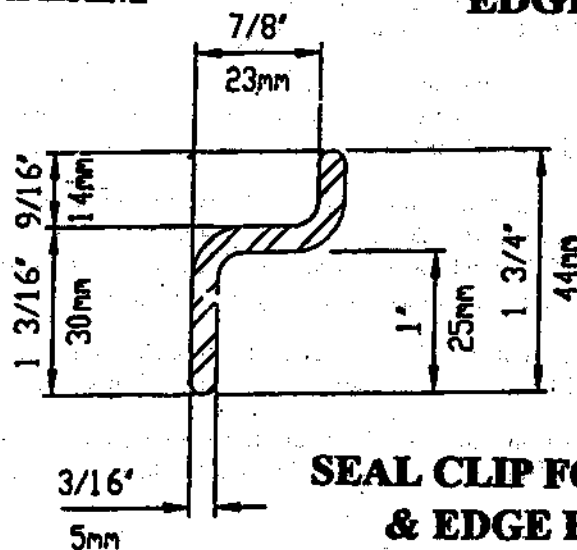
FOR MODULAR JOINT



CENTER BEAM



EDGE BEAM



**SEAL CLIP FOR CENTRAL
& EDGE BEAM**