



भारतीय राष्ट्रीय राजमार्ग प्राधिकरण
(सड़क परिवहन और राजमार्ग मंत्रालय, भारत सरकार)
NATIONAL HIGHWAYS AUTHORITY OF INDIA
(Ministry of Road Transport and Highways, Govt. of India)



भारतमाला
प्रगति के पथ पर अग्रसर
BHARATMALA
ROAD TO PROSPERITY

क्षेत्रीय कार्यालय \ REGIONAL OFFICE

ई-2/167, अरेरा कॉलोनी, हबीबगंज रेल्वे स्टेशन के पास, भोपाल (म.प्र.) 462 016

E-2/167, Arera Colony, Near Habibganj Railway Station, Bhopal (M.P.)-462 016

दूरभाष/Phone : 0755-2426638, फैक्स/Fax : 0755-2426698, ई-मेल/E-mail : robhopal@nhai.org

NHAI/RO-MP/GWL/NH-44(DVVN)-Agra/2022/ 46569

Dated: 09.05.2022

Invitation of Public Comments

Sub: Permission for laying of 11KV underground electrical cable for separation of agriculture Consumer and associated work at Ch. 13.100, 20.530, 21.150 & 25.868 of Agra-Gwalior section of NH-3 (New NH-44) - Km 230.080 of NH-46) on LHS and crossing at 96+600 Km (KM 222.030 of NH-46 from RHS to LHS)- *Recommendation for issuance of permission as per MoRT&H Guideline dated 22.11.2016 and Section-38 of Chapter VI of "The Control of National Highways (Land & Traffic) Act, 2002":* **Invitation of Public Comment:- Reg.**

- Ref: 1. PD, PIU Gwalior letter no. 6295 dated 16.04.2022.
2. Applicant, M/s DVVN Letter no. 6998 dated 26.10.2021.
3. Applicant, M/s DVVN Letter no. 235 dated 08.02.2022.
4. Applicant, M/s DVVN Letter no. 236 dated 08.02.2022.

Vide above reference proposal for permission of crossing for laying of subjected matter.

2. As per Ministry vide OM No. RW/NH-33044/29/2015/S&R (R) dated 22.11.2016, the Highways Administrator will make available the proposal seeking permission for utility laying for public comments for 30 days on ground of public interest.

3. In view of the above the comments of public are invited on captioned proposal and the same should reach to below mentioned address till 09.06.2022 beyond which no comments will be considered.

The Highway Administrator
O/o Regional Officer,
National Highways Authority of India
E-2/167, Arera Colony,
Near Habibganj Railway Station,
Bhopal (MP)-462016
E-mail ID:robhopal@nhai.org

This issues with the approval of Regional Officer cum Highway Administration.


(Abdulla Javed Azmi)

Dy. General Manager (T)

Copy to:

- (i) Web Admin, NHAI-HQ-with request for uploading on the NHAI website.
(ii) The Senior Technical Director, NIC, Transport Bhawan, New Delhi-110001 for uploading on Ministry's Website.
(iii) The Project Director, NHAI, PIU-Gwalior (M.P.) for information.

CHECK - LIST

Guidelines for processing the proposal for laying electrical cable/HDPE Pipe across National Highways vested with NHAI/PIU/KNP.

Relevant Circulars

1) Ministry Circular No.RW/NH-33044/29/2015 S&R(R) dated 22.11.2016

Check list for getting approval for laying of Electrical Cables/HDPE Pipe at NH-03 land.

S.No.	Item	Information/Status	Remarks
1	General Information	Work under New 11 KV Feeder for Separation of Agriculture Consumer and Associated work Agra Zone (Agra District) Project	
1.1	Name and Address of the Applicant/Agency	Executive Engineer, Dakshinanchal Vidyut Vitran Nigam Limited, Kamla Nagar, Basant Vihar Kaver Kunj Kamla Nagar Uttar Pradesh	
1.2	National Highway Number	NH-03 (NH-44)	
1.3	State	Uttar Pradesh	
1.4	Location	Road crossing of UG Electrical Cable/HDPE Pipe (Two run) at Km. 20.530 (NH-03)	
1.5	(Chainage in Km)	Road crossing of UG Electrical Cable/HDPE Pipe (Two run) at Km. 20.530 (NH-03)	
1.6	Length in Meters	(10.5 Mtr. x 2 Run) x 1 Nos. = 30 Mtrs. 66.80 M	
1.7	Width of available ROW	33.40 M	
	(a) Left side from center line to tower towards increasing chainage/Km direction	16.7 Mtr. From center of road (As per drawing attached)	
	(b) Right side from center line to tower increasing chainage/Km direction	16.7 Mtr. From center of road (As per drawing attached)	
1.8	Proposal to lay the cables	UG Electrical cable / HDPE Pipe	
	(a) Left side from center line towards increasing chainage/Km direction	09 Mtr. From center of road (As per drawing attached)	NA
	(b) Right side from center line towards increasing chainage/Km direction	09 Mtr. From center of road (As per drawing attached)	NA
1.9	Proposal to acquire land	No	
	(a) Left side from center line	NA	
	(b) Right side from center line	NA	
1.10	Whether proposal is in the same side where land is not to be acquired	No land acquisition required	
	If not then where to lay the cable	Crossing at main carriageway (Below Road)	
1.11	Details of already laid services, if any, along the proposed route	NA	
1.12	Number of existing lanes (2/4/6/8 Lanes)	4 Lane	
1.13	Proposed Number of lanes (2 lane with paved shoulders/4/6/8 lanes)	NA	
1.14	Service road existing or not	No	
	If yes then which side	NA	
	(a) Left side from center line	NA	
	(b) Right side from Center line	NA	
1.15	Proposed Service road	NA	
	(a) Left side from center line	NA	
	(b) Right side from center line	NA	

S.No.	Item	Information/Status	Remarks
1.16	Whether proposal to laying UG-Electrical Cable line is after the service road or between the service road and main carriageway	Crossing at main carriageway (Below Road)	
1.17	Whether carrying of sewage/gas pipe line has been proposed on highway Bridges. If Yes, the mention the methodology	NA	
1.18	Whether carrying of sewage/gas pipe line has been proposed on parapet/any part of the bridges. If Yes, the mention the methodology	NA	
1.19	If crossings of the road involved If Yes, it shall be either encased in pipes or through structure or conduits specially built for that purpose at the expenses of the agency owning the line.	YES Electrical cable will be laid in 160mm HDPE Pipe with HDD method for crossing	
	a) Whether existing drainage structure allowed to carry utility pipeline.	NA	
	b) Is it on a line normal to NH	YES	
	c) What is the distance of crossing the utility pipelines from the existing structures. Crossings shall not be too near the existing structures on the National Highway, the minimum distance being 15 meter.	As per NHAI Norms	
	d) The casing pipe (or conduit pipe in the case of electric cable) carrying the utility line shall be of steel, cast iron, or reinforced cement concrete and have adequate strength and be large enough to permit ready withdrawal of the carrier pipe / cable.	HDPE Pipe 160mm Dia	
	e) Ends of the casing / conduit pipe / tower foundation shall be sealed from the outside, so that it does not act as a drainage path.	YES	
	f) The casing / conduit pipe should, as minimum extend from drain to drain in cuts and toe of slope toe of slope in the fills.	YES	
	g) The top of the casing/conduit pipe / tower foundation should be at least 1.2 meter below the surface of the road subject to bring atleast 0.3 m below the drain inverts.	YES	
	h) Mention the methodology proposed for crossing of road for the proposed UG electrical cable. Crossing shall be by boring method (HDD) specially where the existing road pavement is of cement concrete or dense bituminous concrete type.	By HDD Method Drawing for methodology enclosed	
	i) The casing / Conduit pipe shall be installed with an even bearing throughout its length and in such a manner as to prevent the formation of a waterway along it.	As per NHAI Norms	
2	Document / drawing enclosed with the proposal	Drawing Enclosed	

AP

Executive Engineer
Electricity Distribution Division-II
B-672, Kamla Nagar, Agra

S.No.	Item	Information/Status	Remarks
2.1	Cross section showing the size of the trench for open trenching method. (Is it normal size of 1.6m (min) deep X 0.3 wide) i) Should not be greater than 60 cm wider than the outer diameter of the pipe. ii) Located as close to the extreme edge of the right-of-way as possible but not less than 15 meter from the centre-line of the nearest carriageway iii) shall not be permitted to run along the National highway when the road formation is situated in double cutting, Nor shall these be laid over the existing culverts and bridges. iv) These should be so laid that their top is atleast 0.6 meter below the ground level so as not to obstruct drainage of the road land.	Drawing Enclosed	
2.2	Cross section showing the size of pit and location of pipe line for HDD method.	Drawing Enclosed	
2.3	Strip plan / Route plan showing the cables, chainage, width of ROW, distance of proposed, cable from the edge of ROW, important mile stone, intersections, cross drawings work etc.	YES, Drawing Enclosed	
2.4	Methodology for laying of electrical cable	By HDD Method	
2.4.1	Open trenching method (May be allowed in utility corridor only where pavement is neither cement concrete nor dense bituminous concrete type.) If yes, methodology of refilling of trench.	NA	
	(a) The trench width should be atleast 30 cm but not more than 60cm wider than the outer diameter of the pipe.	NA	
	(b) For filling of the trench, bedding shall be to a depth of not less than 30 cm. It shall consist of granular material, free of lumps, clods and cobbles and graded to yield a firm surface without sudden change in the bearing value. Unsuitable soil and rock edged should be excavated and replaced by replaced by selected material	NA	
	(c) The backfill shall be completed in two stages (i) side-fill to the level to the top of the pipe and (ii) overfill to the bottom of the road crust.	NA	
	d) The side fill shall consist of granular material laid in 15cm layers each consolidated by mechanical tamping and controlled addition of moisture to 95% of the Proctor's Density. Overfill shall be compacted to the same density as the material that had been removed. Consolidation by saturation or ponding will not be permitted.	NA	
	e) The road crust on either side of the trench. Care shall be taken to avoid the formation of a dip at the trench	NA	
	f) The excavation shall be protected by flagman, signs and barricades and red lights during night hours.	NA	
	g) If required, a diversion shall be constructed at the expense of agency owning the utility line	NA	
2.4.2	Horizontal Directional Drilling (HDD) method.	YES	

Admit

Executive Engineer
Electricity Distribution Division-II
Kerala Nagar, Agm

S.No.	Item	Information/Status	Remarks
2.4.3	Methodology for laying of electrical cable through CD works and method of Laying. In cases where the carrying of gas pipe line on the bridge becoems inescapable.	NA	
3	Draft License agreement signed by two witnesses.	YES	
3.1	The License fee estimate as per Ministry's guidelines issued vide circular No. RW/NH-33044/29/2015/S&R (R) dated 22.11.2016	As per applicable	
4	Whether Performance Bank Guarnatee as Ministry's guidelines issued vide circular No. RW/NH- 33044/29/2015/S&R (R) dated 22.11.2016 is obtained.	An undertaking given by the agency towards Performance Bank Guarantee as per extant norms MoRTH per each crossing as demanded by NHAI/MoRTH.	
4.1	Confirmation of BG has been obtained or not as per MoRTH/NHAI guidelines.	Not Submitted	
5	Affidavit / undertaking from the Applicant for the following is to be furnished	Enclosed	
5.1	Undertaking for not to Damage any other utility. If damaged then to pay the losses either to NHAI or to the concerned agency.	YES, Enclosed	

[Handwritten Signature]

[Handwritten Signature]
 Executive Engineer
 Electricity Distribution Division-II
 B-672, Kamla Nagar, Agra


S.No.	Item	Information/Status	Remarks
5.2	Undertaking for Renewal of Bank Guarantee as and when asked by MoRTH/NHAI.	YES, Enclosed	
5.3	Undertaking for Confirming all standard conditions of Ministry Circulars and NHA's guideline	YES, Enclosed	
5.4	Undertaking for Indemnity against all damages and claims.	YES, Enclosed	
5.5	Undertaking for management of traffic movement during laying of utility line without hampering the traffic.	YES, Enclosed	
5.6	Undertaking that if any claim is raised by the concessionaire/contractor then the same has to be paid by the applicant.	YES, Enclosed	
5.7	Undertaking that prior approval of the NHAI shall be obtained before undertaking any work of the installation, shifting or repairs or alterations to the utility located in the National Highway right of ways.	YES, Enclosed	
5.8	Undertaking that expenditure, if any, incurred by NHAI for repairing any damage caused to the National Highway by the laying, maintenance or shifting of the utility line will be borne by the applicant agency owning the line.	YES, Enclosed	
5.9	Undertaking that text of the license deed is as per verbatim of MoRTH format (issued Vide Ministry's Circular No. RW/NH-33044/29/2015/S&R (R) dated 22.11.2016).	YES, Enclosed	
5.10	Undertaking that the applicant has obtained various safety clearances from the representative authorities such as Directorate of Electricity, Chief controller of Explosives, Petroleum and Explosive Safety organisation, UTI Industry Safety Directorate, State/Central Pollution Control Board and any other statutory clearances applicable before applying to Highway Administration.	YES, Enclosed	
5.11	If the MoRTH/NHAI considers it necessary in future to move the utility line for any work for improvement or repairs to the road it will be carried out as desired by the NHAI at the cost of the agency owning the utility line within a reasonable time (not exceeding 60 days) of the intimation given.	YES, Enclosed	
5.12	Certificate from the applicant in the following format i) Laying of UG Cable/HDPE Pipe will not have any deleterious effects on any of the bridge components and roadway safety for traffic. ii) for 6 laning "we do undertake that I will relocate services road / approach road / utilities at my own cost notwithstanding the permission granted within such time as will be stipulated by NHAI for future six laning or any other development.	YES, Enclosed	

Handwritten signature

Exduty Engineer
Electricity Distribution Division-II
B-672, Kanta Nagar, Agra

S.No.	Item	Information/Status	Remarks
6	Who will sign the agreement on behalf of Laying of UG electrical cable/HDPE Pipe	Chief Engineer, Dakshinanchal Vidyut Vitran Nigam Limited, Agra Zone 2	
	Power of Attorney to sign the agreement is available or not	YES	
7	The Project Director, will submit the following Certificates.	-	
7.1	Certificate for confirming of all standard condition issued vide Ministry Circular No. RW/NH-33044/29/2015/S&R (R) dated 22.11.2016.	-	
7.2	Certificate from PD in the following format (i) " It is certified that any other location of the Water Supply pipe line would be extremely difficult and unreasonable costly and the installation of Water Supply pipe line within ROW will not adversely affect the design, stability & traffic safety of the highway nor the likely future improvement. Such as widening of the carriageway, easing of Curve etc". (ii) for 6-lanning (a) Where feasibility is available " I do certify that there will be no hindrance to proposed six-lanning based on the feasibility report considering proposed structures at the said location (b) In case feasibility report is not available I do certify that sufficient ROW is available at site for accommodation proposed six-laning"		
8	If NH section proposed to be taken up by NHA on BOT basis — s cause in para 9 to be inserted in the agreement. "The permitted Highway on which license has been granted as a right to lay cable / duct, has also been granted as a right of the way to be concessional under the concession agreement for up-gradation on build, operate and transfer basis and therefore, the license shall honor the same".	NA	
9	Who will supervise the work of laying of UG Electrical Cable/HDPE Pipe		
	(a) On behalf of the Applicant	Executive Engineer, Dakshinanchal Vidyut Vitran Nigam Limited, EDD2 Kamla Nagar Agra	
	(b) On behalf of NHA	Supervision Consultant	
10	Who will ensure that the defects in road portion after laying of over Head electrical line are corrected and if not corrected then what action will be taken.		
	(a) On behalf of the Applicant	Executive Engineer, Dakshinanchal Vidyut Vitran Nigam Limited, EDD2 Kamla Nagar Agra	
	(b) On behalf of NHA	Supervision Consultant	




Executive Engineer
Electricity Distribution Division-II
B-5, Kamla Nagar, Agra

S.No.	Item	Information/Status	Remarks
11	Who will pay the claims for damages done / disruption in working of concessionalre if asked by the concessionalre	L&T Construction, Mr. G.G Raju (+98272074085) Project Manager Feeder Separation Project, Agra Zone (Agra District)	
12	A certificate from Project Director that he will enter the proposed permission in the register of records of the permission in the prescribed proforma (copy enclosed).		
13	If any previous approval is accorded for laying of UG electrical cable then photocopy of register of records of permissions accorded as maintained by Project Director may be enclosed	NA	

[Name, Designation and signature of the authorised representative of Applicant]

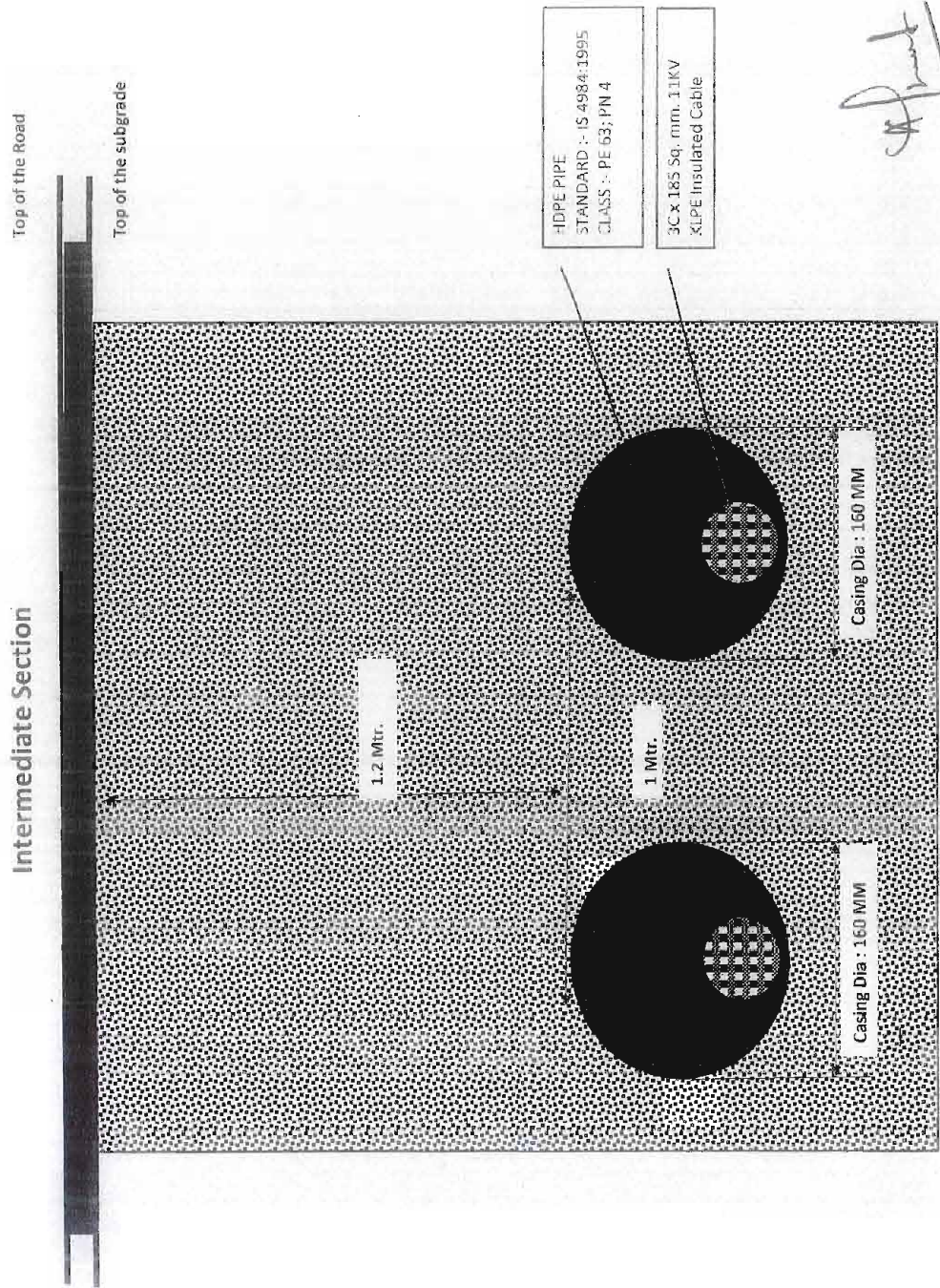
Executive Engineer
Electricity Distribution Division-II
B-672, Kamla Nagar, Agra

[Name, Designation and signature of concerned authority of NHA/PIU/KNP]

(Signature)

ANNEXURE-A
CASING PIPE AND CABLE DETAILS

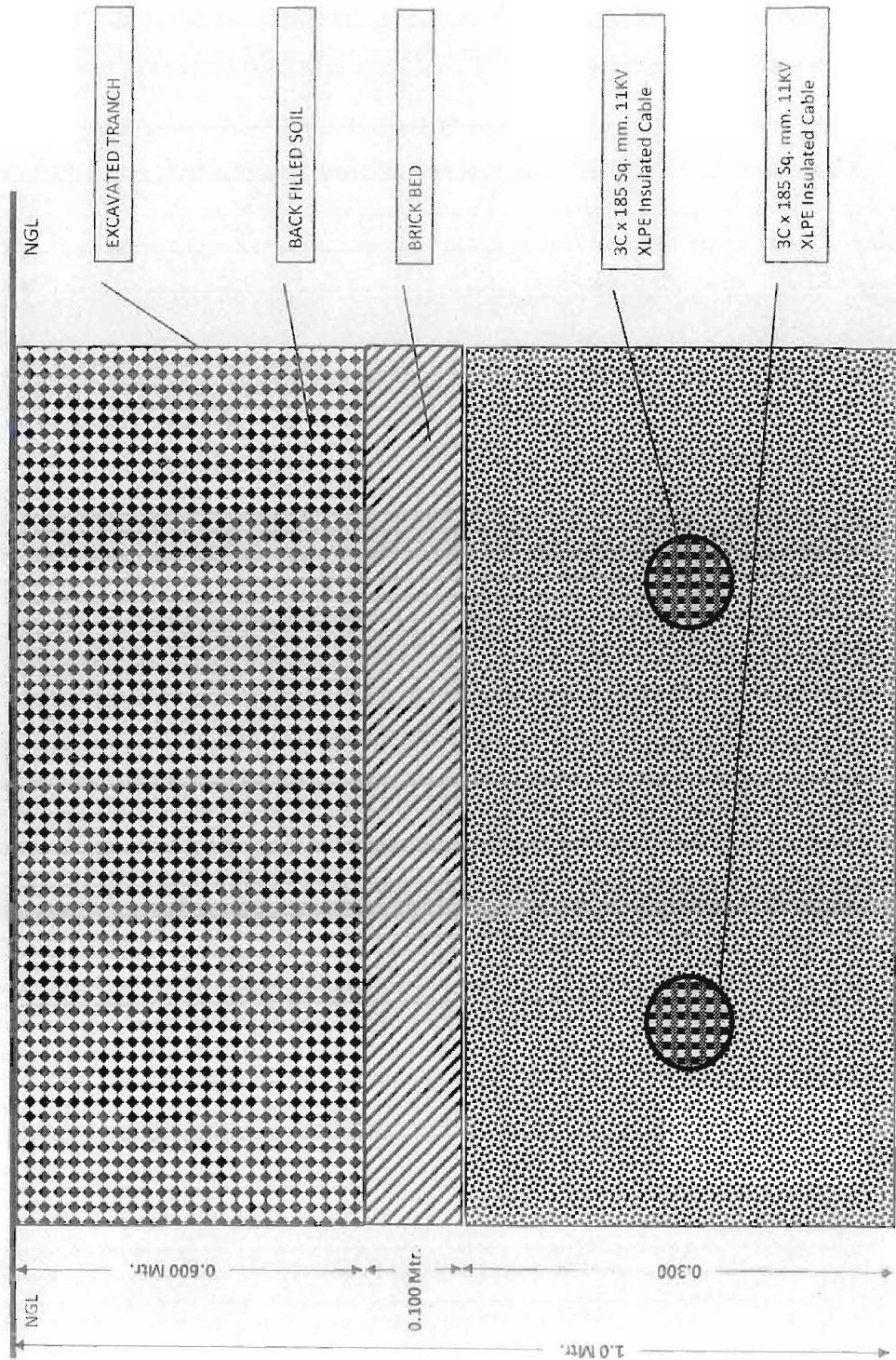
Intermediate Section



[Signature]

अधिशारी अभियन्ता
विद्युत वितरण खण्ड-द्वितीय
कुमल नगर, आगरा

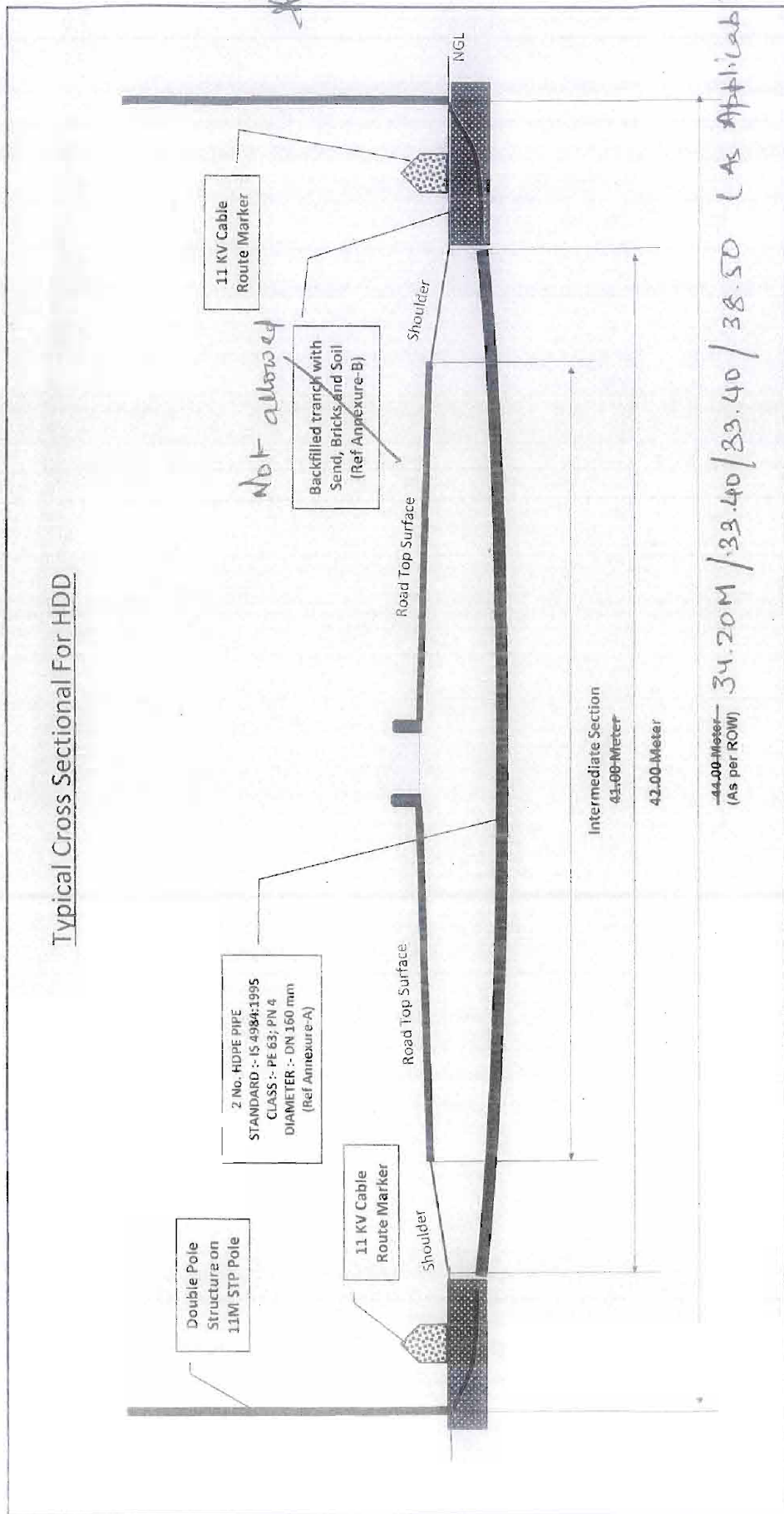
ANNEXURE-B CABLE BACKFILLING DETAILS



NOT-ALLOWED
Refer para 2(ii)
of recommendation
letter dated
16.04.2022.
[Signature]

अधिशाली अमियस्ता
१ वितरण खण्ड-द्वितीय
हिमना नगर, जयपुर

Typical Cross Sectional For HDD

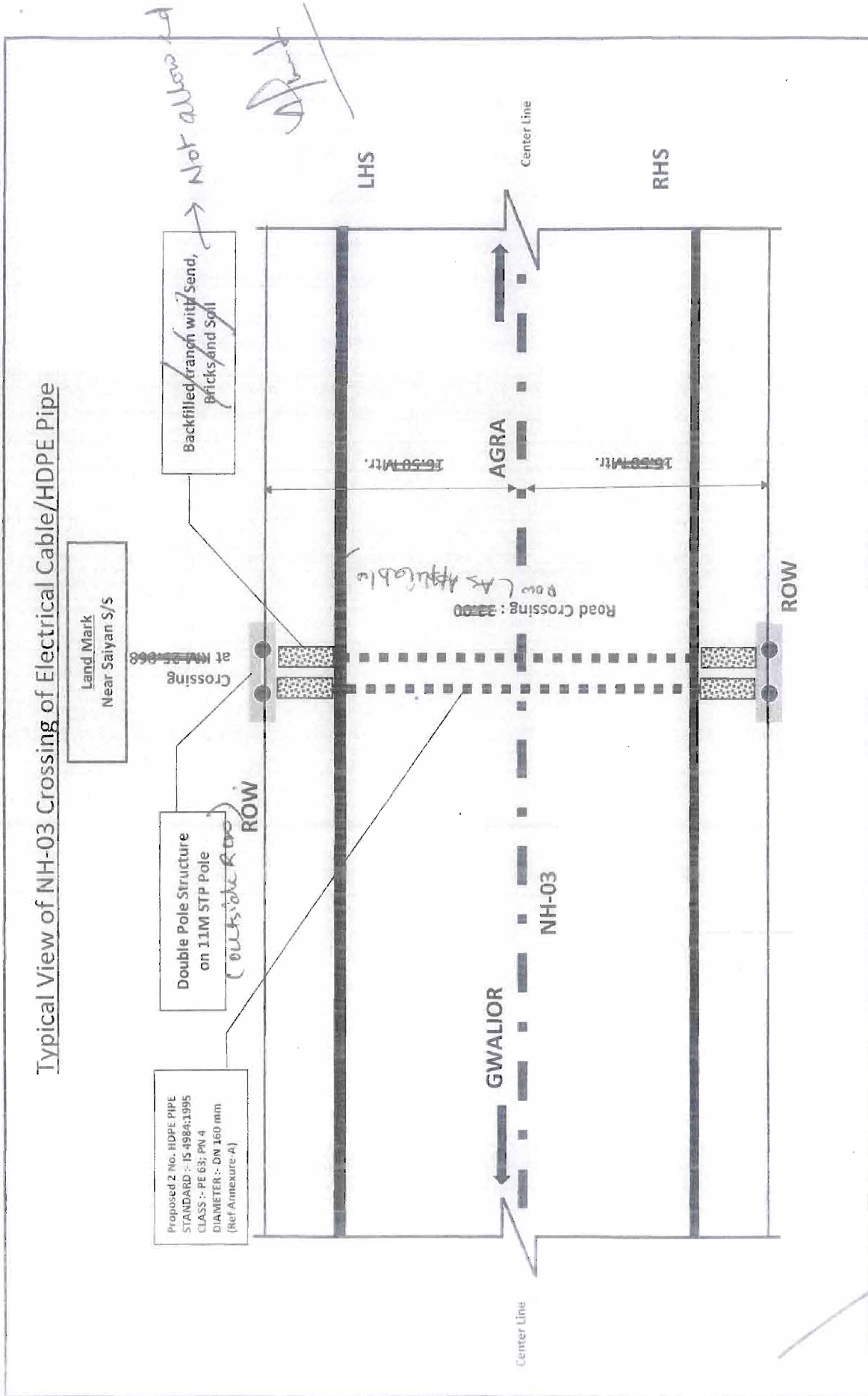


NOTE - The Double pole structure shall be erected outside the NH-Road and preferably at 30m from existing centre line looking to the proposed capacity augmentation of NH.

अधिकांसी अधिकारी
विद्युत विभाग खण्ड-दिल्ली
कर्मचारी नगर, अंगण

अधिकांसी

Typical View of NH-03 Crossing of Electrical Cable/HDPE Pipe



अधिकासी अभियन्ता
विद्युत वितरण खण्ड-द्वितीय
कमला नगर, अगरा