



सत्यमेव जयते

भारतीय राष्ट्रीय राजमार्ग प्राधिकरण

(सड़क परिवहन और राजमार्ग मंत्रालय, भारत सरकार)

National Highways Authority of India

(Ministry of Road Transport & Highways, Govt. of India)



परियोजना कार्यान्वयन इकाई झाँसी, पता:मकान संख्या-एन 43/1 ए, राजकीय महिला पॉलीटेक्निक के सामने, ग्वालियर रोड, झाँसी 284003 (उप्र)

Project Implementation Unit Jhansi, Address : House No. N 43/1 A, Infront of Govt. Mahila Polytechnic, Gwalior Road, Jhansi-284003 (U.P.)

दूरभाष/Phone : 0510-2980967, ईमेल/Email : jha@nhai.org, piujhansi@gmail.com वेबसाइट/Website : http://www.nhai.gov.in

NHAI/12013/1/PIU-Jhansi/NH-44(crossing) Ch.90.882 /2024/2809 Dated 29 January, 2024

Invitation of Public Comments

Sub: Proposal for NOC for laying of underground HDPE conduit/pipe for laying electrical cables by Trenchless boring method across in km. (90-91), Chainage No. 90.882 having diameter 300 MM across National Highway NH-44, Jhansi Lalitpur Section in District- Lalitpur in the State of Uttar Pradesh for evacuating 10 MW Green Solar Energy in UPPCL (DVVNL) Grid.

Authorized Signatory, Sh. Ramvir Singh of M/s.Suryaurja Four Private Ltd has submitted proposal for NH crossing for laying of underground HDPE conduit/pipe for laying electrical cables by Trenchless boring method across in km. (90-91), Chainage No. 90.882 having diameter 300 MM across National Highway NH-44, Jhansi Lalitpur Section in District- Lalitpur in the State of Uttar Pradesh for evacuating 10 MW Green Solar Energy in UPPCL (DVVNL) Grid.

2. As per the guidelines, issued by the Ministry vide OM No. RW/NH-33044/29/2015/S&R (R) dated 22.11.2016, the application shall be put out in the public domain for 30 days for seeking claims and objections (on grounds of public convenience, safety and general public interest).

3. In view of the above, comments of the public on the above application is invited to the below mentioned address, which should reach by this office within 30 days from the date of publication beyond which no comments shall be entertained.

The Project Director
National Highway Authority of India
Project Implementation Unit
House No. N 43/1 A, Infront of Govt. Mahila Polytechnic,
Gwalior Road, Jhansi - 284003 (U.P.)

This is issued with the direction of NHAI, RO, (West)-UP, Lucknow.

Encl : As Above.

(Sunil Kumar Jain)

GM(Tech) cum Project Director

Copy to:-

1. Web Admin, NHAI-HQ- with request for uploading on the NHAI website.
2. The Technical Director, NIC, Transport Bhawan, New Delhi- with request for uploading on the Ministry's website.
3. The Authorized Signatory, M/s. Bharat Sanchar Nigam Limited (A Government of India Enterprises), Office of the General Manager, Telecom District- Jhansi for information.
4. The Regional Officer, NHAI, Regional Office, (West)-UP, Lucknow for information.

क्षेत्रीय कार्यालय : पश्चिम (उ.प्र.), 3/248, विशाल खण्ड, गोमती नगर, लखनऊ-226010 (उ.प्र.)

Regional Office : West (U.P.), 3/248, Vishal Khand, Gomti Nagar, Lucknow-226010 (U.P.)

मुख्यालय : जी 5-6, सेक्टर-10, द्वारका, नई दिल्ली - 110075

Head Office : Plot No. : G-5 & 6, Sector-10, Dwarka New Delhi - 110075

दूरभाष/Phone : 0522-4960291

फैक्स/Fax : 0522-4950680

दूरभाष/Phone : 91-11-25074100/200

फैक्स/Fax : 91-11-25093507/514

CHECK- LIST

Guidelines for Project Directors for processing the proposal for laying of HDPE Electrical Pipeline Underground (Trenchless boring method) across National Highway on National Highway NH-44.

Relevant Circulars

- 1) Ministry Circular No. NH-41 (58)/68 dated 31.01.1969
- 2) Ministry Circular No. NH-III/P66/76 dated 18/19.11.1976
- 3) Ministry Circular No. RW/NH-III/P66/76 dated 11.05.1982
- 4) Ministry Circular No. RW/NH-11037/86/DOI (ii) dated 28.07.1993
- 5) Ministry Circular No. RW/NH-11037/86/DOI dated 19.01.1995
- 6) Ministry Circular No. RW/NH-34066/2/95/S&R dated 25.10.1999
- 7) Ministry Circular No. RW/NH-330231/19/99-DOM-III dated 17.10.2003
- 8) Ministry Circular No. RW/NH-33044/29/2015/S&R(R) dated 22.11.2016

Check list for getting approval for laying of HDPE Conduit/ Pipe Underground by Trenchless boring method for laying electrical cables with pipe diameter 300MM across National Highway NH-44

S.No	Item	Information/Status	Remarks
1	General Information		
1.1	Name and Address of the Applicant/Agency	SURYAURJA FOUR PRIVATE LIMITED E-134, Site EPIP, Greater Noida, Distt- Gautam Budh Nagar, UP-201303	
1.2	National Highway Number	NH - 44	
1.3	State	Uttar Pradesh	
1.4	Location	(Jhansi to Lalitpur Road) District-Lalitpur (KM-90-91)	
1.5	(Chainage in Km)	Across NH: Km-90-91, (CH.No. 90.882 LHS)	
1.6	Length in Meters	Across NH As per Drawing 30M (approx.) Each line. Total-60.0M	
1.7	Width of available ROW		
	(a) Left side from center line towards increasing chainage/km direction	30.0M	
	(b) Right side from center line	30.0M	

Ramkrishna
25/01/2022



	towards increasing chainage/km direction		
1.8	Proposal to lay under ground Electrical pipeline (HDPE Pipe)	Across the National Highway	
	(a) Left from center line towards increasing chainage/km direction.	NA	
	(b) Right side from center line towards increasing chainage/km direction	NA	
1.9	Proposal to acquire land	NA	
	(a) Left side from center line	NA	
	(b) Right side from center line	NA	
1.10	Whether proposal is in the same side where land is not to be acquired	No acquisition of land required	
	If not then where to lay the Pipeline	IN The ROW of National Highway	
1.11	Details of already laid services, if any, along the proposed route	NA	
1.12	No of lanes (2/4/6/8 lanes) existing	4 lane	
1.13	Proposed Number of lanes (2 lanes with paved shoulder 4/6/8 lanes)	4 lane	
1.14	Service road existing or not	Not Existing	
	If yes then which side		
	(a) Left side from centre line		
	(b) Right side from centre line		
1.15	Proposed service road	N.A.	
	(a) Left side from		



 Ramvir Singh

 25/01/2024

 Suryaaj Four Pvt. Limited

	centre line		
	(b) Right from center line		
1.16	Whether proposal to laying electrical pipeline is after the service road or between the service road and main carriageway	Main carriageway in the ROW	
1.17	The Permission for laying of electrical pipeline shall be considered for approval/rejection based on the Ministry Circulars mentioned as above.		
	(a) Carrying of electrical pipeline on Highway bridges shall not be permitted as electrical pipes can accelerate the process of corrosion or may cause explosions, thus, being much more injurious	NA	
	(b) Carrying of electrical pipelines on bridges shall also discouraged however if the electrical supply authorities seem to have no other viable alternative and approach the highway authority well in time before the design of the bridge in finalized they may be permitted to carry the pipeline on independent super structure supported on extended portion of piers and abutments in such a manner that in the final arrangement enough free spade around the super structure of the bridge remains available for inspection and repairs	NA	


 25/01/2024


	etc.		
	(c) Cost of required extension of the substructure as well as that of the supporting super structure shall be borne by the agency-in-charge of the utilities.	NA	
	(d) Services are not being allowed indiscriminately on the parapet/any part of the bridges, safety of the bridges has to be kept in view while permitting various services along bridge. Approvals to be accorded in this regard with the concurrence of the Ministry's Project Chief Engineers Only	NA	
1.18	If Crossing of the road involved	Yes	
	If yes, it shall be either encased in pipes or through structure or conduits specially built for that purpose at the expensed of the agency owning the line	Yes	
	(a) Existing drainage structures shall not be allowed to carry the lines	Yes	
	(b) Is it on a line normal to NH	Yes	
	(C) Crossings shall not be too near the existing structures on the national highway, the minimum distance being 15 meter. What is the distance from the existing structures	Yes More than 15 mts.	
	d) The casing pipe (or conduit pipe in the case of electric/OFC cable) carrying the utility line shall be of HDPE, steel, cast iron, or reinforced cement concrete and	Yes	


 25/01/2024




	have adequate strength and be large enough to permit ready withdrawal of the carrier pipe/cable.		
	e) Ends of the casing/conduit pipe shall be sealed from the outside, so that it does not act as a drainage path.	Yes	
	f) The casing/conduit pipe should, as minimum extend from drain to drain in cuts and toe of slope toe of slope in the fills	Yes	
	g) The top of the casing/conduit pipe should be at least 1.2 meter below the surface of the road subject to being at least 0.3 m below the drain inverts.	Yes	
	h) Crossing shall be by boring method (HDD) especially where the existing road pavement is of cement concrete or dense bituminous concrete type	Yes	
	l) The casing/conduit pipe shall be installed with an even bearing throughout its length and in such a manner as to prevent the formation of a electrical way along it.	Yes	
2	Document/Drawings enclosed with the proposal		
2.1	Cross section showing the size of trench for open trenching method (is it normal size of 2.05 m deep X 0.85 wide)	Yes	
	i) Should be greater than 60 Cm wider than outer diameter of the pipe	Yes	



 Ramvir Singh

 25/01/2024

	ii) Located as close to the extreme edge of the right-of way as possible but not less than 15 meter from the centre-lines of the nearest carriageway.	Yes	
	iii) Shall not be permitted to run along the national Highways when the road formation is situated in double cutting. Nor shall these be laid over the existing culverts and bridges.	Yes	
	iv) These should be so laid that their top is at least 0.6 meter below the ground level so as not to obstruct drainage of the road land.	Yes	
2.2	Cross section showing the size of pit and location of cable for HDD method	Yes	
2.3	Strip plan/Route Plan showing electrical pipe line, Chainage, width of ROW, distance of proposed, Pipelines from the edge of ROW, important mile stone, intersections, cross drainage works etc.	Incorporated in the drawing	
2.4	Methodology for laying of showing Electrical pipe line	Trenchless boring method / HDPE Conduit /Pipe	
2.4.1	Open trenching method. (May be allowed in utility corridor only where pavement is neither cement concrete nor dense bituminous concrete type. If yes, Methodology of refilling of trench.	Yes (trenchless boring method)	
	a) The trench width should be at least 30 cm, but not more than	NA	


 25/01/2022


	60 cm wider than the outer diameter of the pipe.		
	b) For filling of the trench, Bedding shall be to a depth of not less than 30 cm. It shall consist of granular material free of lumps, clods and cobbles and graded to yield a firm surface without sudden change in the bearing value	NA	
	Unsuitable soil and rock edged should be excavated and replaced by selected material.	Yes	
	c) The backfill shall be completed in two stages (i) side fill to the level of the top to the pipes and (ii) overfill to the bottom of the road crust.	Yes	
	d) The side fill shall consist of granular material laid in 15 cm layers each consolidated by mechanical tampering and controlled addition of moisture to 95% of the Proctor's Density. Over fill shall be compacted to the same density as the material that had been removed. Consolidation by saturation or pending will not be permitted	Yes	
	e) The road crust shall be built to the same strength as the existing crust on either side of the trench, care shall be taken to avoid the formation of a dip at the trench.	Yes	
	f) the excavation shall be protected by	Yes	


 Ramvir Singh
 25/01/2024

	flagman, signs and barricades, and red lights during night hours		
	g) If required, a diversion shall be constructed at the expensed of agency owing the utility line	Yes	
2.4.2	Horizontal Directional drilling (HDD) Method	Yes	
2.4.3	Laying of Electrical Supply Pipe Line through CD works and method of laying	Yes	
	a) On approaches, the electrical mains/cables shall be carried along a line as close to the edge of the right-of way as possible up-to a distance of 30 m from the bridge and subject to all other stipulation contained in this Ministry's guidelines issued with letter No. NH-HI/P66/76 dated 19.11.1976	Yes	
3	Draft License Agreement signed by two witness	Yes	
4	Performance bank Guarantee in favour of NHAI has to be obtained @ Rs 200/- per running meter (parallel to NH) and Rs 100000/- per crossing of NH, for a period of one year initially (extendable if required till satisfactory completion of work) as a security for ensuring/making good	SURYAURJA FOUR PRIVATE LIMITED E-134, Site EPIP, Greater Noida, Distt-Gautam Budh Nagar, UP-201303 will pay Bank Guarantee/Other Charges as intimated by MORTH/NHAI.	




 Ramvir Singh

 25/10/2024

	the excavated trench for laying the cables/ducts by proper filling and compaction, clearing Dabris/loose earth produced due to execution of trenching at least 50 m away from the edge of the right of way. No payment shall be payable by the NHAI to the licensee for clearing debris/loose earth.		
4.1	Performance BG as per above is to be obtained	Yes	
4.2	Confirmation of BG has been obtained as per NHAI Guidelines	Yes	
5	Affidavit/undertaking from the application		
5.1	Not to Damage to other utility, If damaged then pay the losses either to NHAI or to the concerned agency	Yes	
5.2	Renewal of Bank Guarantee	Yes	
5.3	Confirming all standard condition of NHAI'S guideline	Yes	
5.4	Shifting of Electrical supply pipe line as and when required by NHAI at their own cost	Yes	
5.5	Shifting due to 4 lanning/widening of NH	Yes	
5.6	Indemnity against all damages and claims clause (xxiv)	Yes	
5.7	Traffic movement during laying of Electrical supply pipe line to be managed by the applicant	Yes	
5.8	If any claim is raised by the Concessionaire then the same has to be paid by the applicant	Yes	
5.9	Prior approval of the NHAI shall be obtained	Yes	



	before undertaking any work if installation, shifting or repairs, or alteration to the showing Electrical supply pipe line located in the National Highway right-of-ways.		
5.10	Expenditure, if any, incurred by NHAI for repairing any damage caused to the National Highway by the laying, maintenance or shifting of the Electrical supply pipe line will be borne by the agency owing the line.	Yes	
5.11	If the NHAI considers it necessary in future to move the utility line for any work of improvement or repairs to the road, it will be carried out as desired by the NHAI at the cost of the agency owning the utility line within a reasonable time (not exceeding 60 days) of the intimation given.	Yes	
5.12	Certificate from the application in the following format		
	(i) Laying of Electrical supply pipe line will not have any deleterious effects on any of the bridge components and roadway safety for traffic.	Yes	



 Ramvir Singh

 25/01/2024

 Suryaaurja Four Pvt. Limited

	(ii) for 6-laning "We do undertake that I will relocate service road/approach road/utilities at my own cost not with standing the permission granted with such time as will be stipulated by NHAI" for future six-laning or any other development."	Yes	
6	Who will sign the agreement on behalf of Electrical supply pipe line agency?	SURYAURJA FOUR PRIVATE LIMITED E-134, Site EPIP, Greater Noida, Distt-Gautam Budh Nagar,UP-201303	
7	Certificate from the Project Director		
7.1	Certificate for confirming of all standard condition issued vide ministry circular no. Ministry circular no NH-41 (58)/68 dated 31.01.1969, Ministry circular no. RW/NH-III/P/66/76 dated 18/19.11.1976, Ministry Circular NO. RW/NH-1103/1/86-DOI (ii) Dated 28.07.1993. Ministry circular No. RW/NH-34066/2/9/S&R dated 25.10.1999 , Ministry Circular No. RW/nh-330231/19/99 dated 17.10.2003 and Ministry Circular No. RW/NH-33044/29/2015/S&R (R) dated-22.11.2016	Yes	


 25/01/2024
